

# 8339LSTN Baseball Controller Plate

ORIGINAL TEAM NAME CONFIGURATION - Pre 7/8/2010  
Scoreboard Type: 500

## Power Supply Outputs:

POWER 1 (Quad):

P1.1 ≈ 3.38A P1.2 ≈ 3.99A

P1.3 ≈ 3.99A P1.4 ≈ 3.99A

POWER 2 (Quad):

P2.1 ≈ 3.99A P2.2 ≈ 3.99A

P2.3 ≈ 3.99A P2.4 ≈ 3.99A

POWER 3 (Quad):

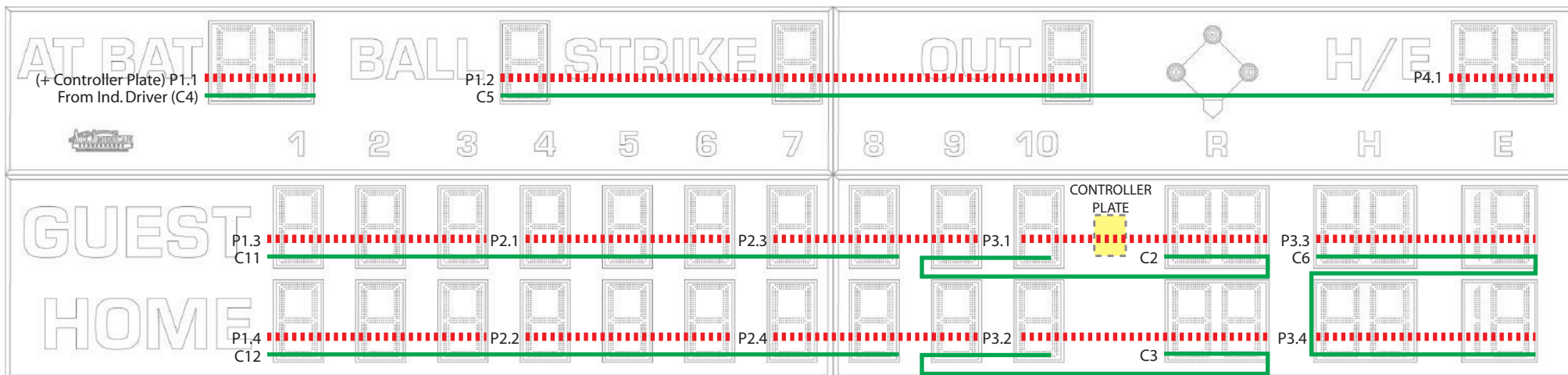
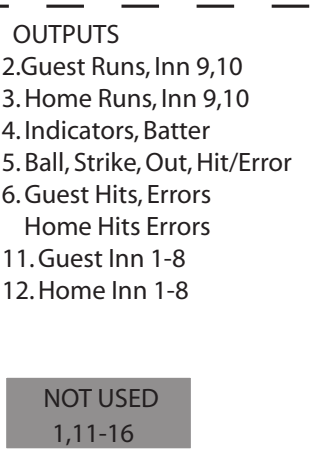
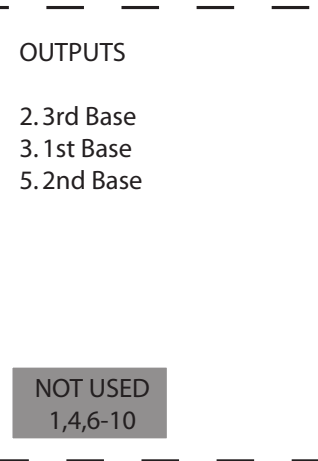
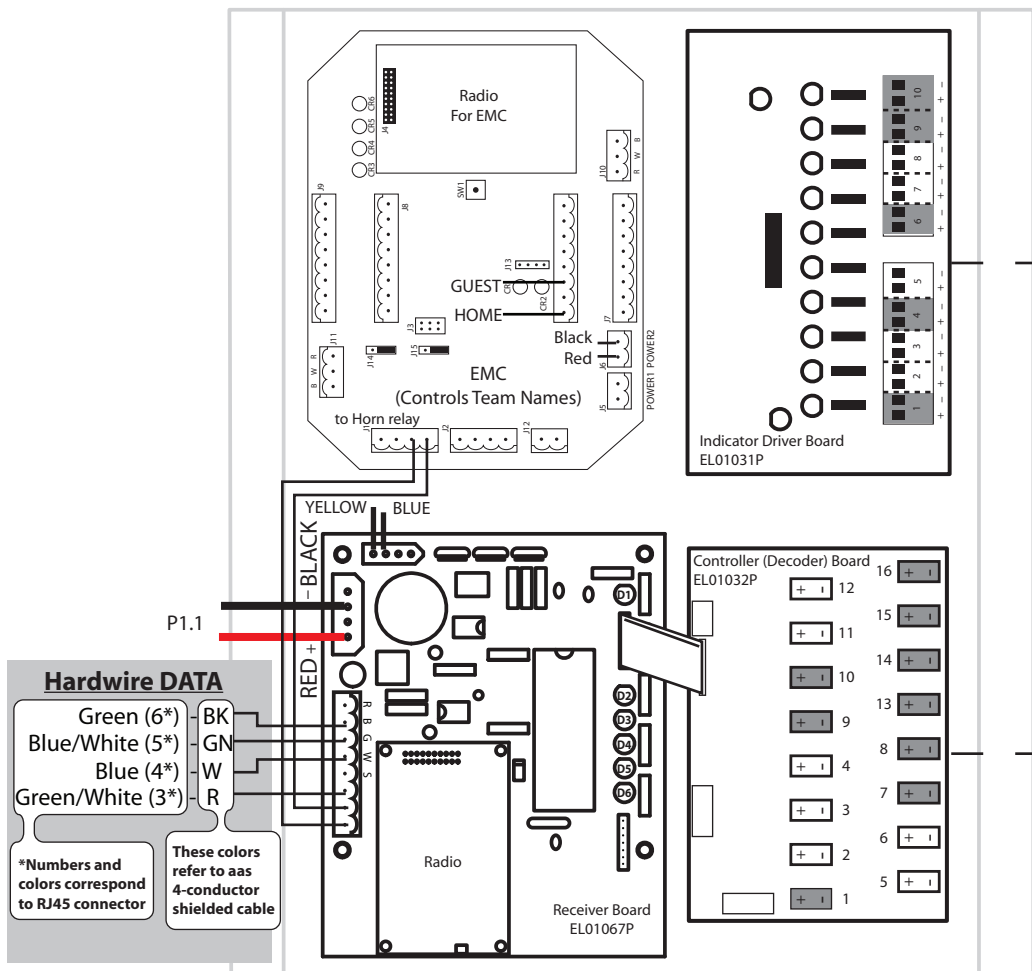
P3.1 ≈ 3.99A P3.2 ≈ 3.99A

P3.3 ≈ 4.37A P3.4 ≈ 4.37A

POWER 4 (Single):

P4.1 ≈ 2.66A

"C" refers to controller board output. If Indicators are used, C4 data will go to the Indicator Driver Board and then to the digit(s).



All digits are 21"Red. — = DATA    ■■■■■ = 10.5VDC POWER

115 VAC / 60 Hz - 10.4 Amps